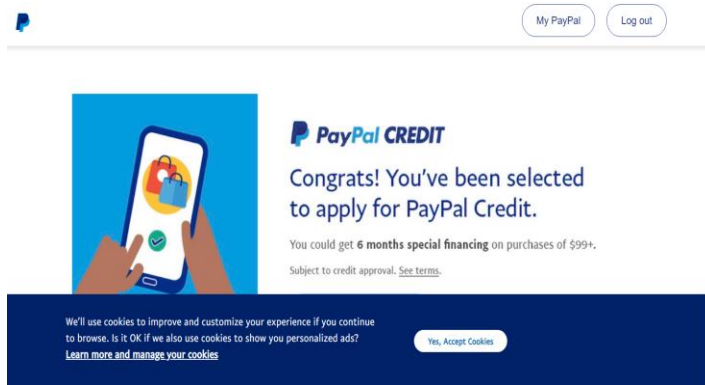
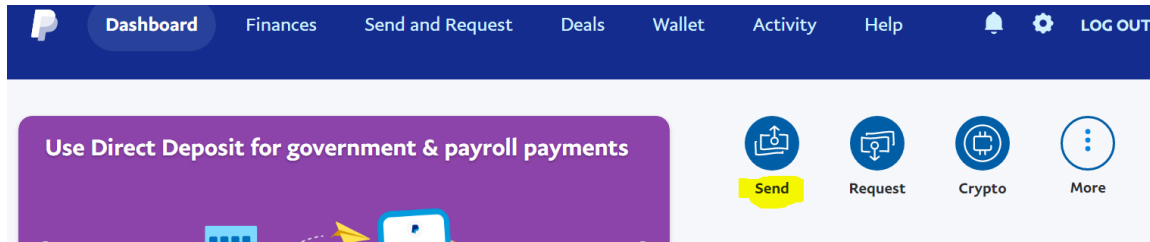


## INSTRUCTION ON HOW TO DONATE

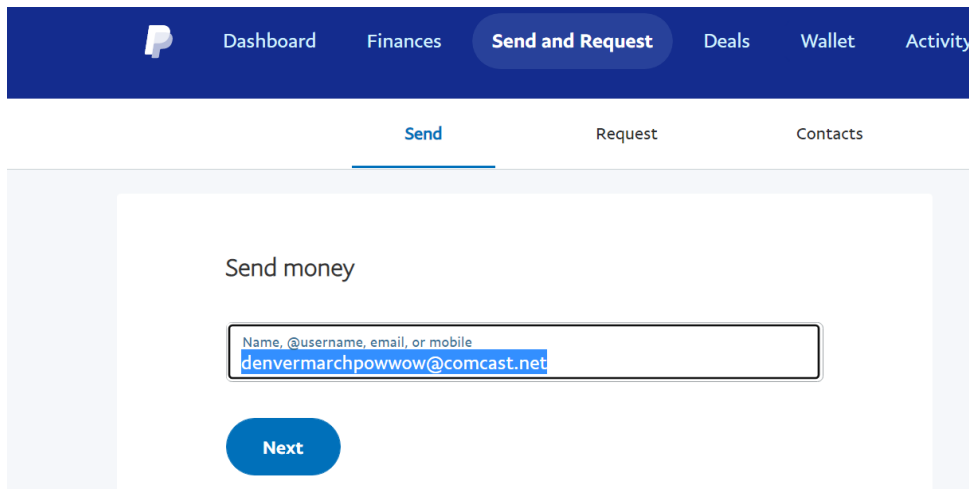
1. Click on the donate button on the homepage. You will be redirected to the PayPal website, please sign or if you don't have one please create one.



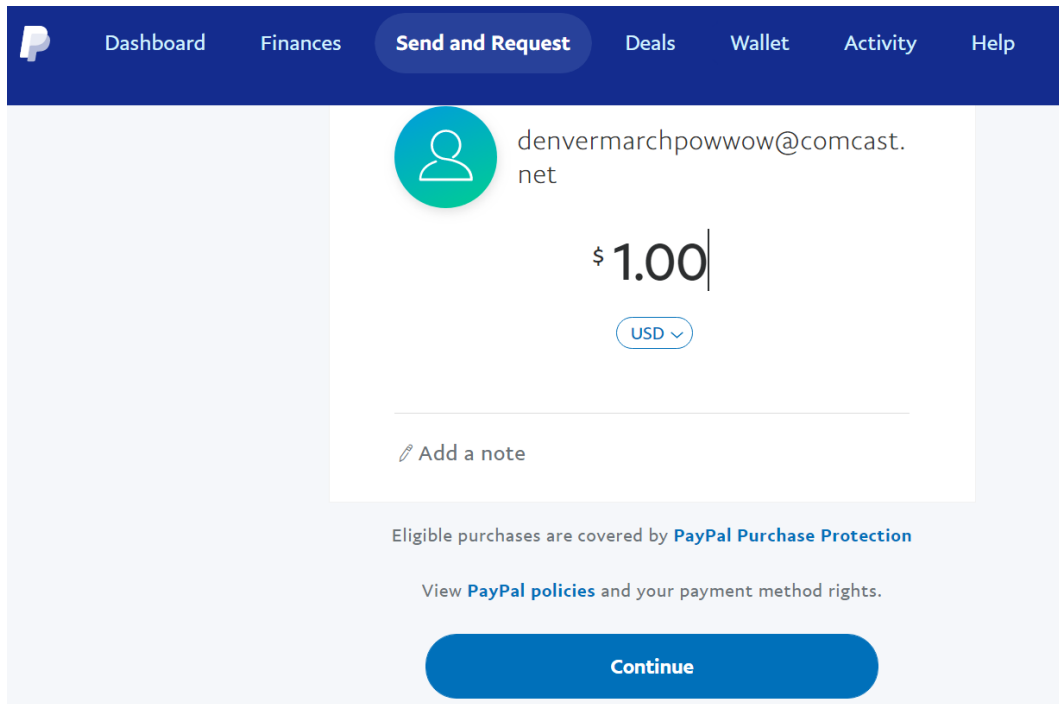
2. Click on send button, then search for [denvermarchpowwow@comcast.net](mailto:denvermarchpowwow@comcast.net)



3. Click Next



4. Enter the amount you are going to donate. Click the continue button.



The screenshot shows the PayPal 'Send and Request' interface. At the top, there is a dark blue navigation bar with the PayPal logo and menu items: Dashboard, Finances, Send and Request (highlighted), Deals, Wallet, Activity, and Help. Below the navigation bar, the user's profile is displayed with a green circular profile picture icon and the email address denvermarchpowwow@comcast.net. The main content area shows a large input field containing the amount \$ 1.00, with a dropdown menu for the currency set to USD. Below the amount field is a text input field with a pencil icon and the placeholder text 'Add a note'. At the bottom of the main content area, there is a blue button labeled 'Continue'. Below the main content area, there is a section for 'PayPal Purchase Protection' with a link to 'View PayPal policies and your payment method rights.'

5. Enter your chose of payment. After that you will get a notification that it successfully went through. You will also get an email from PayPal as well.

**Please make sure have strong signal on your mobile device or WIFI when completing the process. On the PayPal website it will ask you to except the cookies. Please except to move forward to your Pay Pal Dashboard account.**